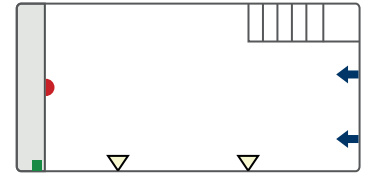


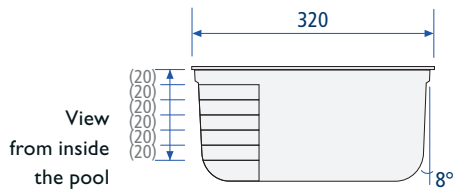
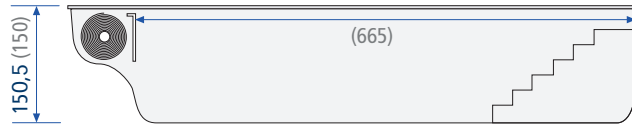
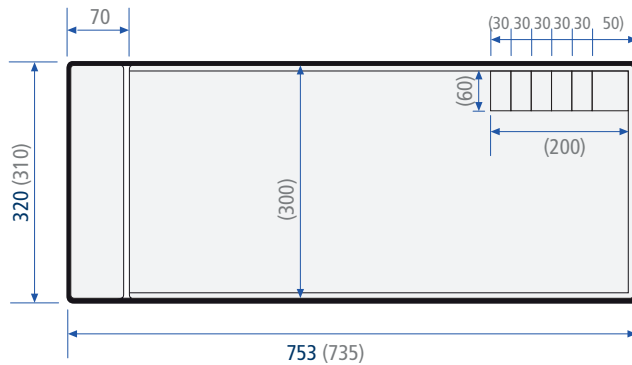
Specifications

COMMERCIAL SIZES	<b>7,50 x 3,20 x 1,50m</b>
COVER PIT	<b>Integrated, 70 cm</b>
WATER LEVEL	<b>1,45 m</b>
WEIGHT drive system included	<b>850 kg</b>
WATER VOLUME	<b>24 m<sup>3</sup></b>

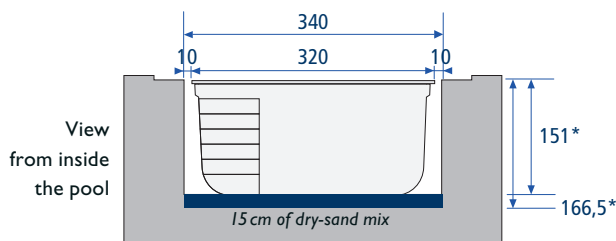
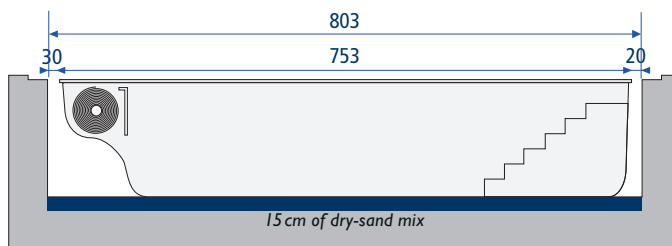


◁ Standard lights (can be placed on opposite side)  
 ● Drain   ← Injector   ■ Suction connection

External (internal) dimensions / in cm – tolerance ± 2%



Digging sizes / in cm – tolerance ± 2%



Needed for unloading & placing the pool

**CRANE 13 tons**

\* Depth taken from under the coping stone

Note : The digging sizes do not take into account the necessary space for the coping stones.