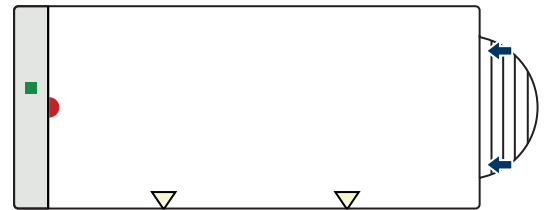


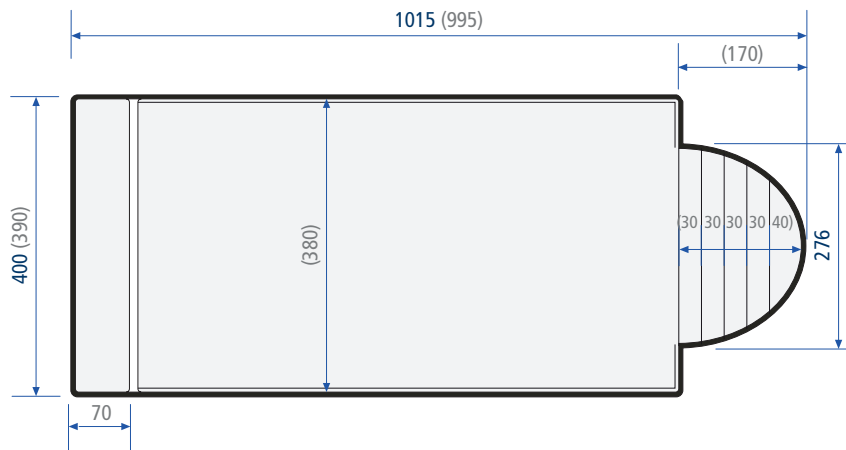
Specifications

COMMERCIAL SIZES	<b>10,15 x 4,00 x 1,50m</b>
COVER PIT	<b>Integrated, 70 cm</b>
WATER LEVEL	<b>1,45 m</b>
WEIGHT drive system included	<b>1150 kg</b>
WATER VOLUME	<b>43 m<sup>3</sup></b>

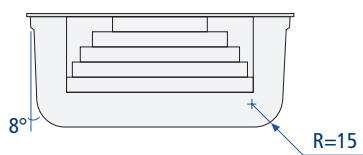


◁ Standard lights (can be placed on opposite side)  
 ◡ Drain ◢ Injector ◣ Suction connection

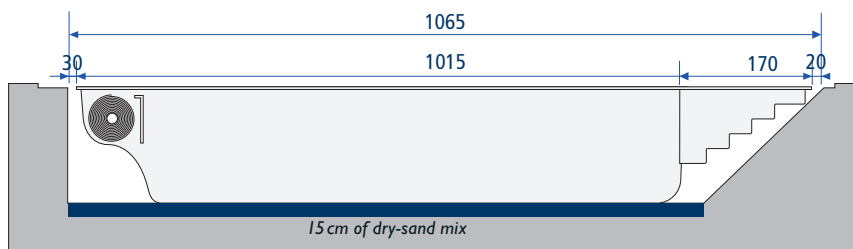
External (internal) dimensions / in cm – tolerance ± 2%



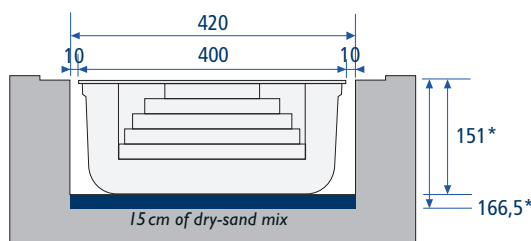
View from inside the pool



Digging sizes / in cm – tolerance ± 2%



View from inside the pool



Needed for unloading & placing the pool

**CRANE 13 tons**

\* Depth taken from under the coping stone

Note : The digging sizes do not take into account the necessary space for the coping stones.