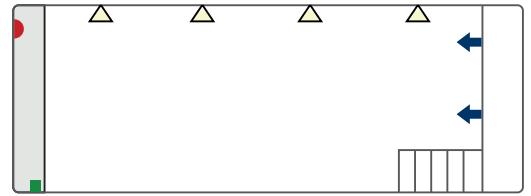





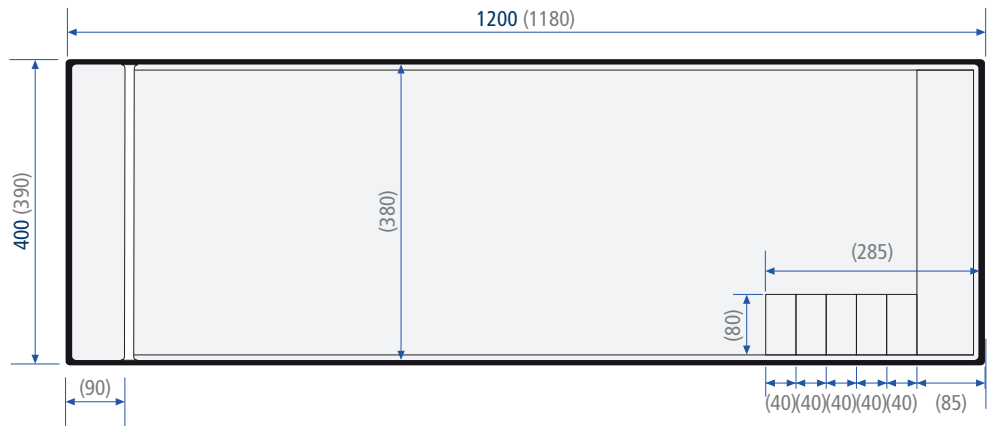


Commercial sizes	12,00 x 4,00 x 1,50m
Cover pit	Integrated, 90 cm
Water level	1,47 m
Weight	1 300 kg
Water volume	55 m³

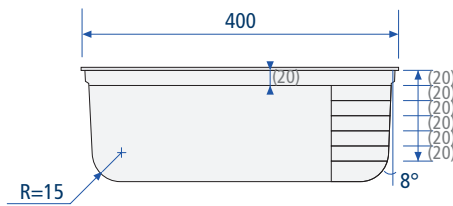


 Standard lights (can be placed on opposite side)
 Drain  Inlet  Suction connection

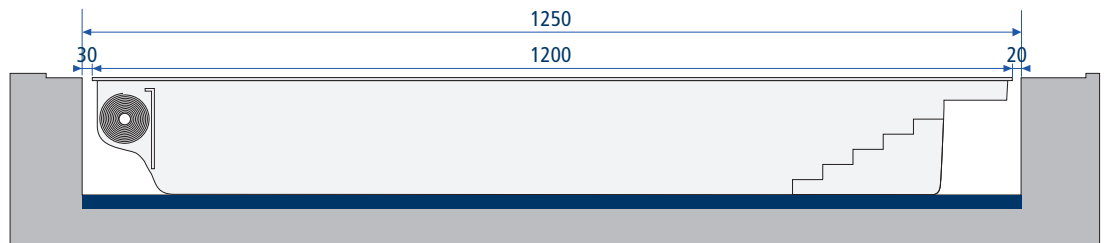
External (Internal) dimensions
in cm – tolerance ± 2%



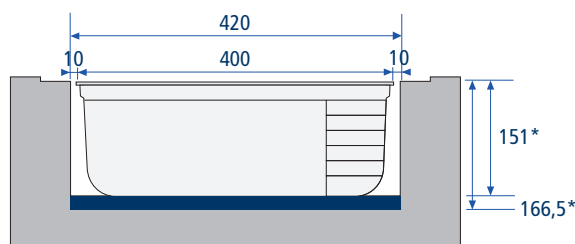
View from the inside of the pool



Digging sizes
in cm – tolerance ± 2%



View from the inside of the pool



Needed for unloading & placing the pool

Crane **13 tons**

* Depth taken from under the coping stone

Note: the digging sizes do not take into account the necessary space for the coping stones.