

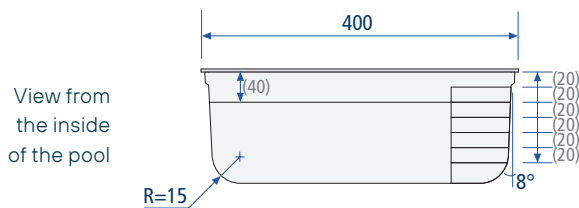
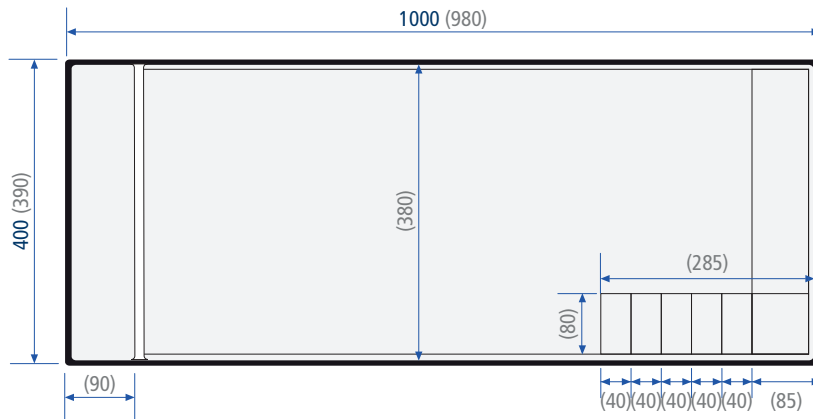
Commercial sizes	10,00 x 4,00 x 1,50m
Cover pit	Integrated, 90 cm
Water level	1,47 m
Weight incl. cover system	1 200 kg
Water volume	47 m³
Crane ¹	13 tons



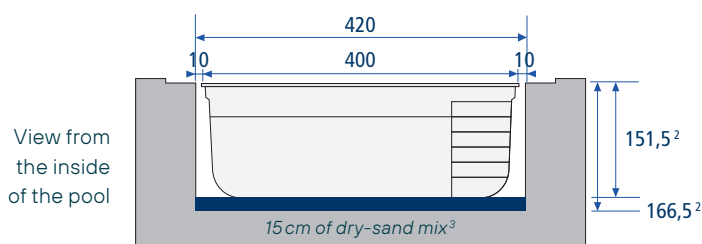
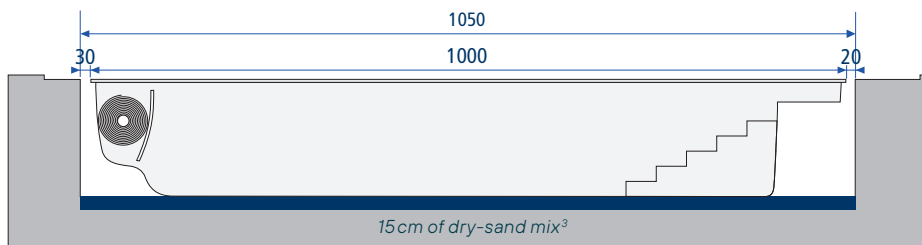
- ▼ **Standard lights**
can be placed on opposite side
- ☉ **Drain**
- ☉ **Suction connection**
- ↔ **Inlet**
↔ 2 additional inlets (optional)
- ∞ Additional circulation (optional)

⚠ Countercurrent system cannot be combined

External (Internal) dimensions in cm – tolerance ± 2%



Digging sizes in cm – tolerance ± 2%



Note: the digging sizes do not take into account the necessary space for the coping stones.

¹ Needed for unloading & placing the pool. ² Depth taken from under the coping stone. ³ Mix of sand and cement, at a ratio of 250 kg per ton.