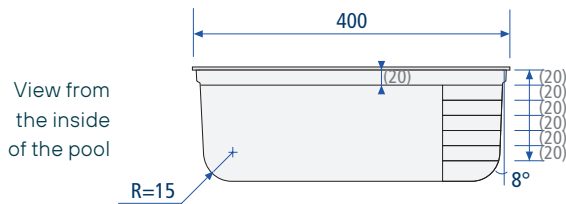
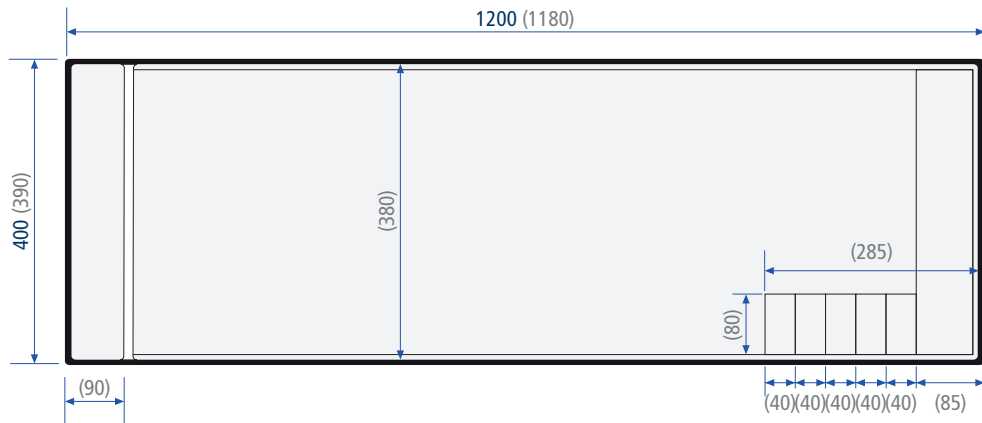


Commercial sizes	<b>12,00 x 4,00 x 1,50m</b>
Cover pit	<b>Integrated, 90 cm</b>
Water level	<b>1,47 m</b>
Weight incl. cover system	<b>1 300 kg</b>
Water volume	<b>55 m<sup>3</sup></b>
Crane <sup>1</sup>	<b>13 tons</b>

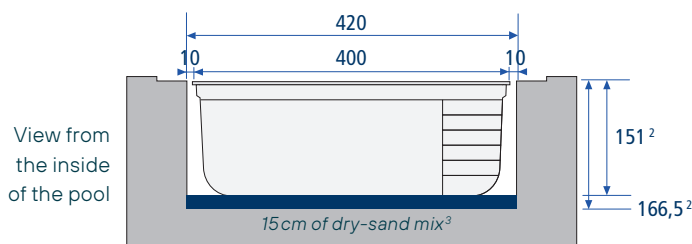


- ▼ **Standard lights**  
can be placed on opposite side
- ☼ **Drain**
- ⊙ **Suction connection**
- Counter-current system (optional) <sup>4</sup>
- ↻ **Inlet**  
Optional  
2 additional injectors

External (internal) dimensions in cm – tolerance ± 2%



Digging sizes in cm – tolerance ± 2%



Note: the digging sizes do not take into account the necessary space for the coping stones.  
<sup>1</sup> Needed for unloading & placing the pool. <sup>2</sup> Depth taken from under the coping stone. <sup>3</sup> Mix of sand and cement, at a ratio of 250 kg per ton.  
<sup>4</sup> If combined with a counter current system, the position of inlets(s) may differ.