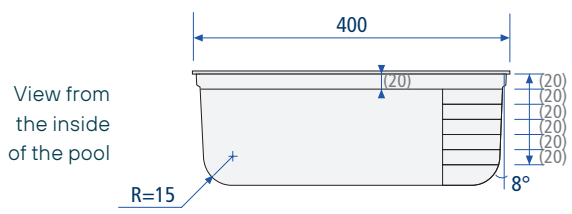

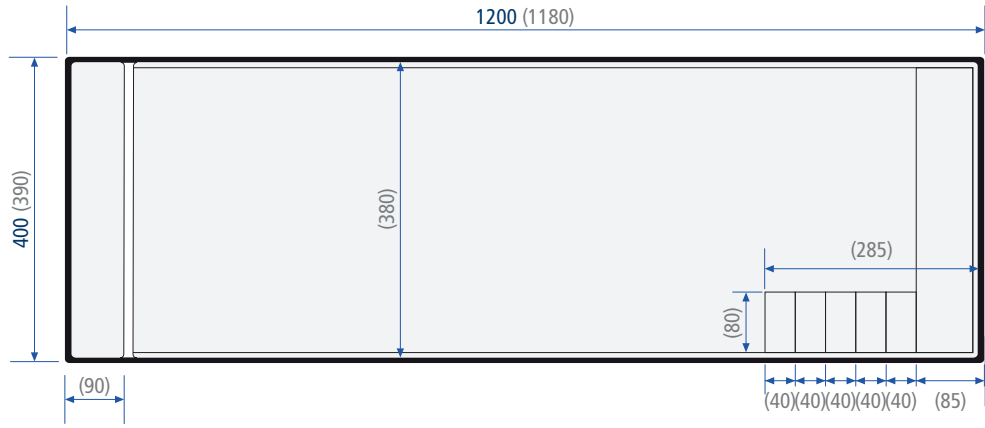


Commercial sizes	12,00 x 4,00 x 1,50m
Cover pit	Integrated, 90 cm
Water level	1,47 m
Weight incl. cover system	1 300 kg
Water volume	55 m³
Crane ¹	13 tons

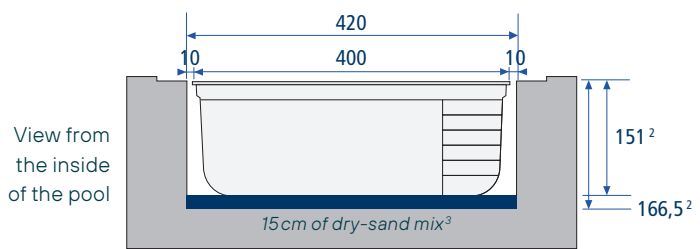
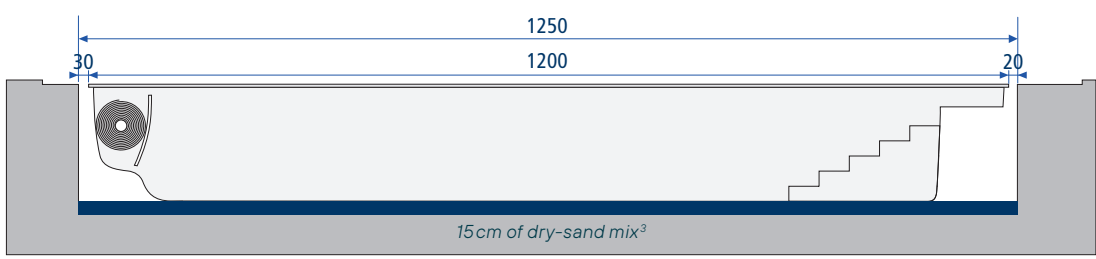


- ▼ **Standard lights**
can be placed on opposite side
- ☉ **Drain**
- ☉ **Suction connection**
- ↻ Counter-current system (optional) ⁴
- ↻ **Inlet**
- ↻ 2 additional inlets (optional)
- ☉ Additional circulation (optional)

External (internal) dimensions in cm – tolerance ± 2%



Digging sizes in cm – tolerance ± 2%



Note: the digging sizes do not take into account the necessary space for the coping stones.
¹ Needed for unloading & placing the pool. ² Depth taken from under the coping stone. ³ Mix of sand and cement, at a ratio of 250 kg per ton.
⁴ If combined with a counter current system, the position of inlets(s) may differ.