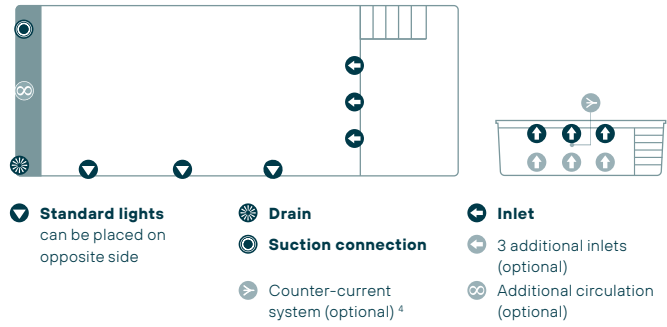
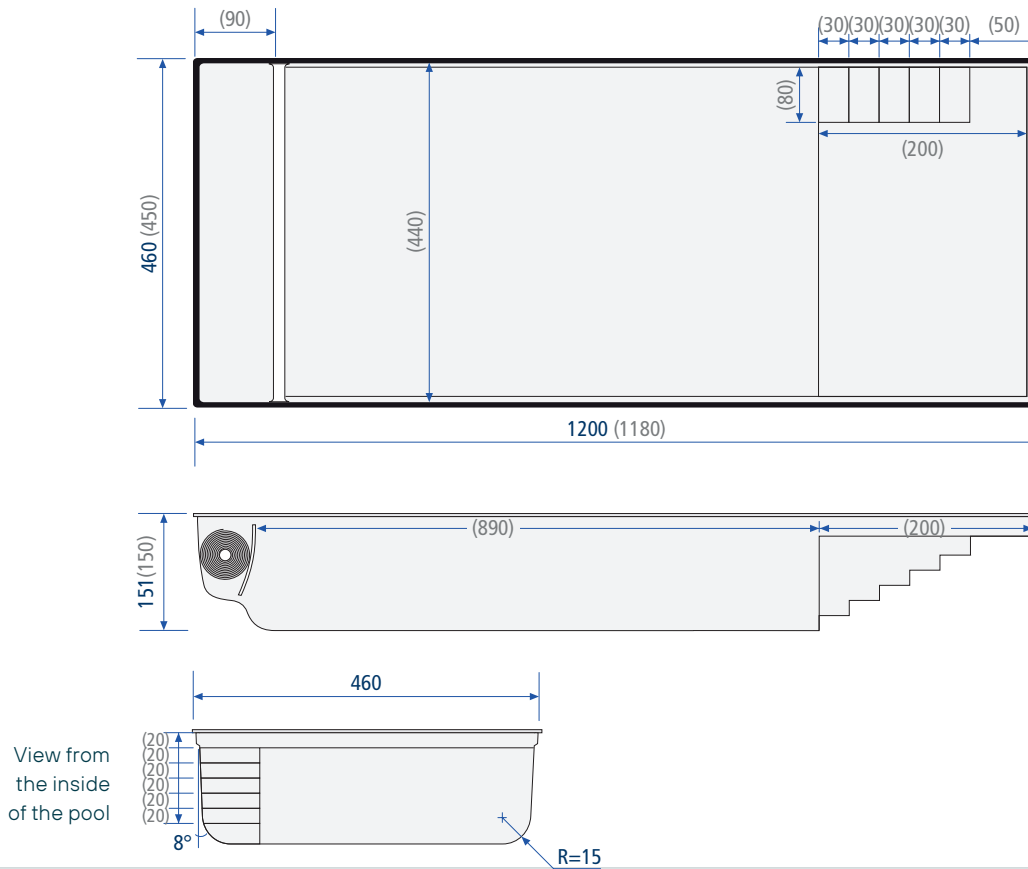


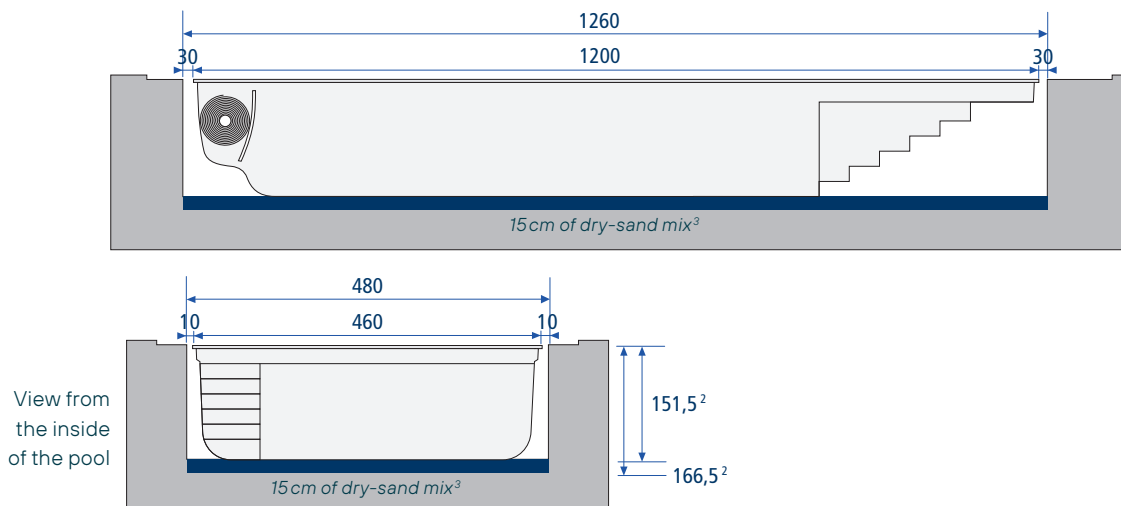
Commercial sizes	<b>12,00 x 4,60 x 1,50m</b>
Cover pit	<b>Integrated, 90 cm</b>
Water level	<b>1,47 m</b>
Weight incl. cover system	<b>1 600 kg</b>
Water volume	<b>57 m<sup>3</sup></b>
Crane <sup>1</sup>	<b>18 tons</b>



**External (Internal) dimensions** in cm – tolerance ± 2%



**Digging sizes** in cm – tolerance ± 2%



Note: the digging sizes do not take into account the necessary space for the coping stones.

<sup>1</sup> Needed for unloading & placing the pool. <sup>2</sup> Depth taken from under the coping stone. <sup>3</sup> Mix of sand and cement, at a ratio of 250 kg per ton.

<sup>4</sup> If combined with a counter current system, the position of inlets(s) may differ.