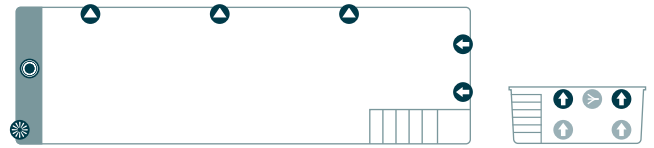
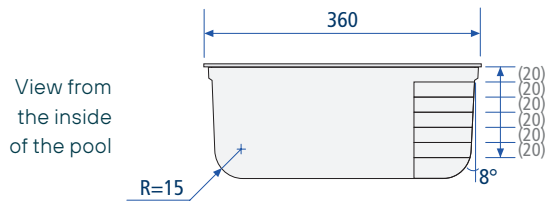
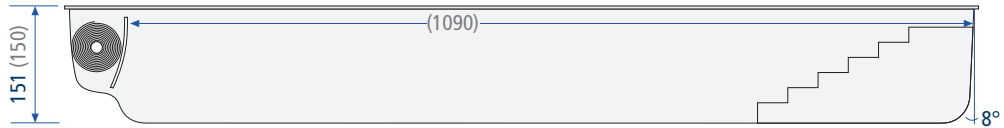
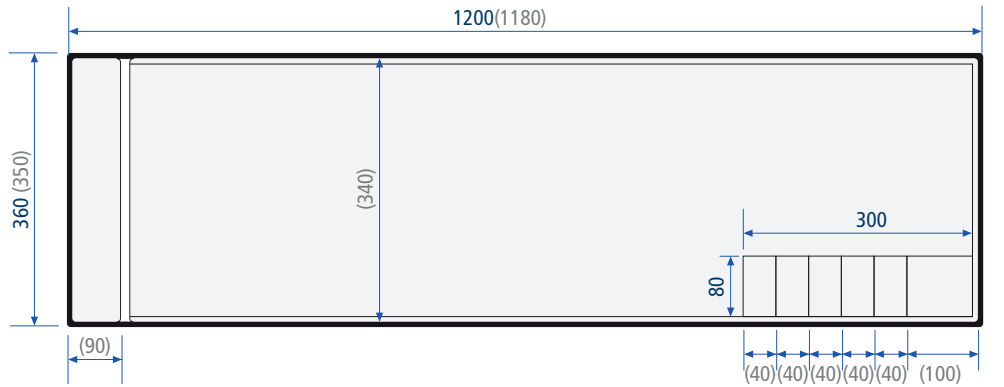


| | |
|---------------------------|-----------------------------|
| Commercial sizes | 12,00 x 3,60 x 1,50m |
| Cover pit | Integrated, 90 cm |
| Water level | 1,47 m |
| Weight incl. cover system | 1 250 kg |
| Water volume | 53 m³ |
| Crane ¹ | 13 tons |

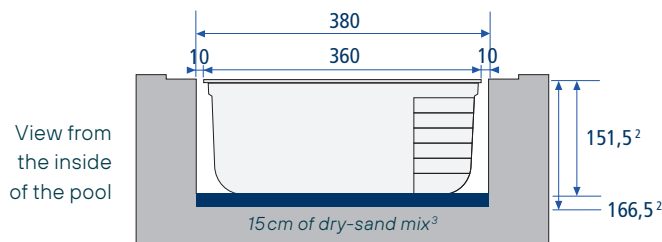


- ▼ **Standard lights**
can be placed on opposite side
- ☼ **Drain**
- ⊙ **Suction connection**
- Counter-current system (optional) ⁴
- ↔ **Inlet**
Optional
2 additional injectors

External (internal) dimensions in cm – tolerance ± 2%



Digging sizes in cm – tolerance ± 2%



Note: the digging sizes do not take into account the necessary space for the coping stones.

¹ Needed for unloading & placing the pool. ² Depth taken from under the coping stone. ³ Mix of sand and cement, at a ratio of 250 kg per ton.

⁴ If combined with a counter current system, the position of inlets(s) may differ.